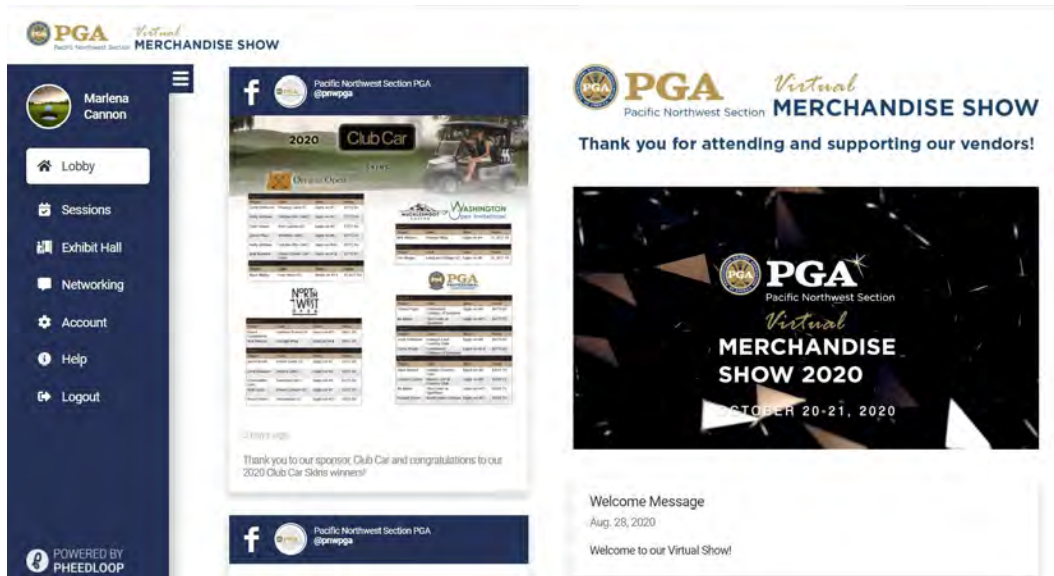



Guide to Attending the Virtual Merchandise Show

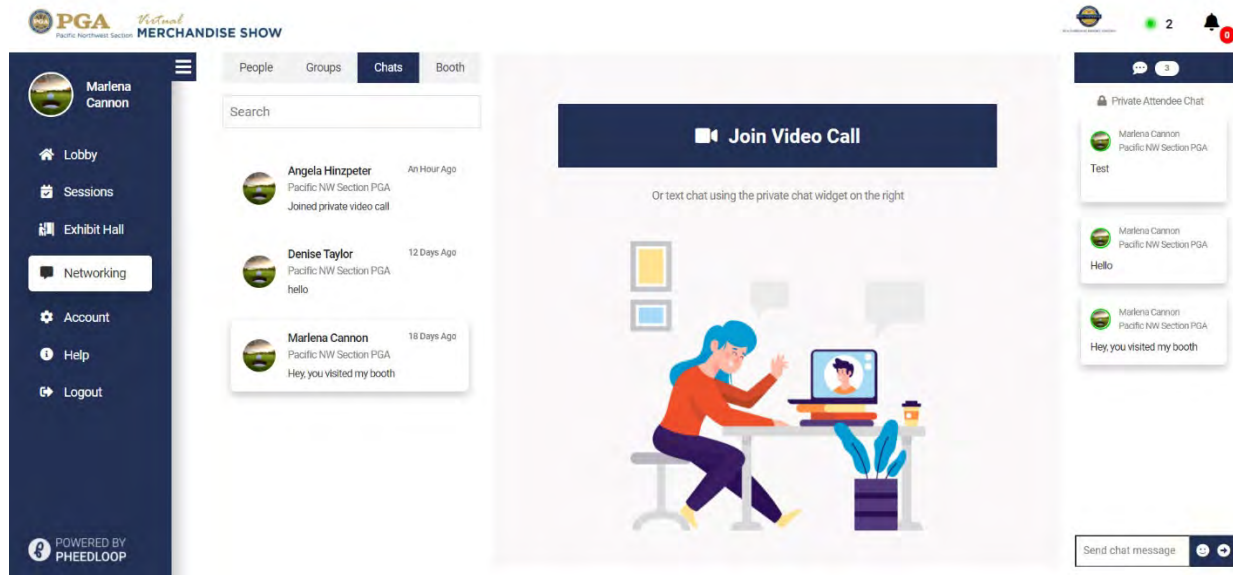
- Register for the Virtual Merchandise Show, if you have not already done so, at <https://www.pnwpga.com/merchandise-show>
- Soon you will receive an email with your personal login information to the Virtual Event Portal titled "Virtual Event Portal Acces." Click the "Virtual Event Portal" button to access the show or go to <https://pheedloop.com/pnwpgashow2020/virtual/> and enter your login information from this email.
- This is the Lobby of the virtual show!



- The meeting and education sessions will take place under "Sessions". Also, some of our vendors will be giving presentations here – check the schedule to see which sessions you would like to attend.
- This is the Exhibit Hall!



- Browse through our vendors by scrolling down the list on the left column. Clicking on a vendor takes you to their virtual booth.
 - Some vendors will be live streaming on October 20 and 21, click “Join Live” to jump into the Group Video Networking
 - Click the “Contact” or “Request Information” buttons and they will receive a notification to follow up with you with more information.
 - Click the “Start Chat” button to leave a chat message. NOTE: vendors will be occupying their booths on October 20 and 21 only.
- This is the “Networking” tab!



- You can see all your chat messages in the “Networking” tab under “Chats”. Respond to any messages here.
 - You will also see if there are unread messages at the top right of the screen – there will be a red circle badge by the bell icon.
 - You can participate in one-on-one video networking with people in the “Chats” tab by clicking their name and then clicking “Join Video Call”

How Do I Meet With Exhibitors?

- Before October 20: click the “Email” button on the virtual booth to contact the vendor to set up an appointment.
- During the show, October 20-21: click the “Email” button or “Start Chat”.
- Vendors may also reach out to you to book appointments. They may have their own meeting software, such as Zoom, and send you a link. The Virtual Show also has its own built-in video networking where you can “Join Video Call.”
- To join a vendor for a one-on-one video call, click on their name under “People” or “Chats” and click “Join Video Call”.